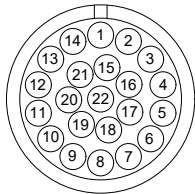
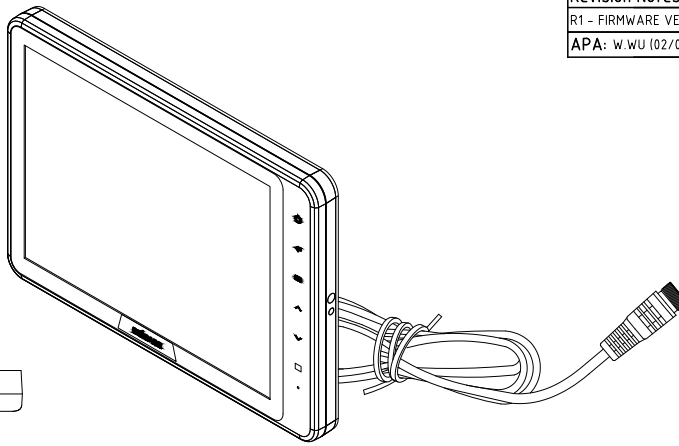


PIN#	DESCRIPTION	COLOUR
1	+12/24V	RED
2	TRIGGER 3	WHITE/BLACK
3	TRIGGER 2	BLUE
4	TRIGGER 4	BROWN
5	TRIGGER 1	LIGHT BLUE
6	GROUND	SHIELD
7	CA1 VIDEO	YELLOW
8	CA1 AUDIO	WHITE/YELLOW
9	CA1 +12V	PINK
10	CA2 VIDEO	WHITE
11	CA2 AUDIO	PURPLE
12	GROUND	SHIELD
13	CA2 +12V	WHITE/RED
14	CA3 +12V	WHITE/GREEN
15	CA4 VIDEO	ORANGE
16	CA4 AUDIO	LIGHT GREEN
17	CA4 +12V	GREEN
18	CA3 VIDEO	WHITE/ORANGE
19	CA3 AUDIO	WHITE/BLUE
20	TRIGGER 5	WHITE/LIGHT GREEN
21	GROUND	SHIELD
22	GROUND	SHIELD
SHELL	GROUND	BLACK

VIEW A



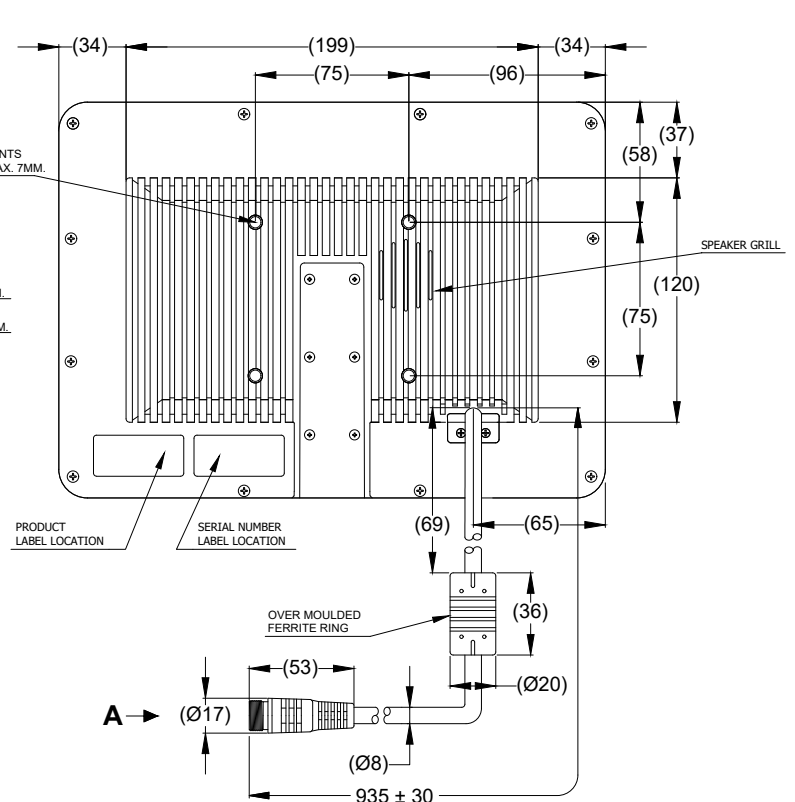
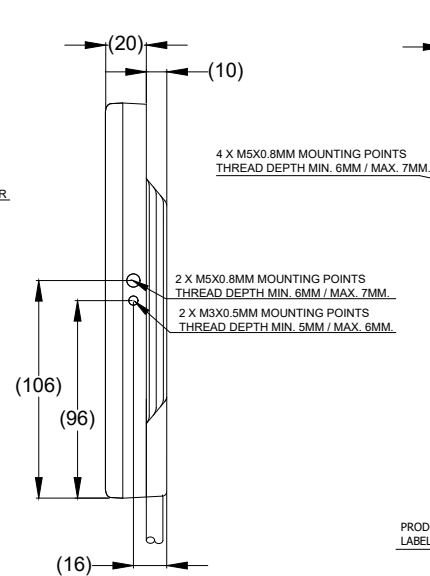
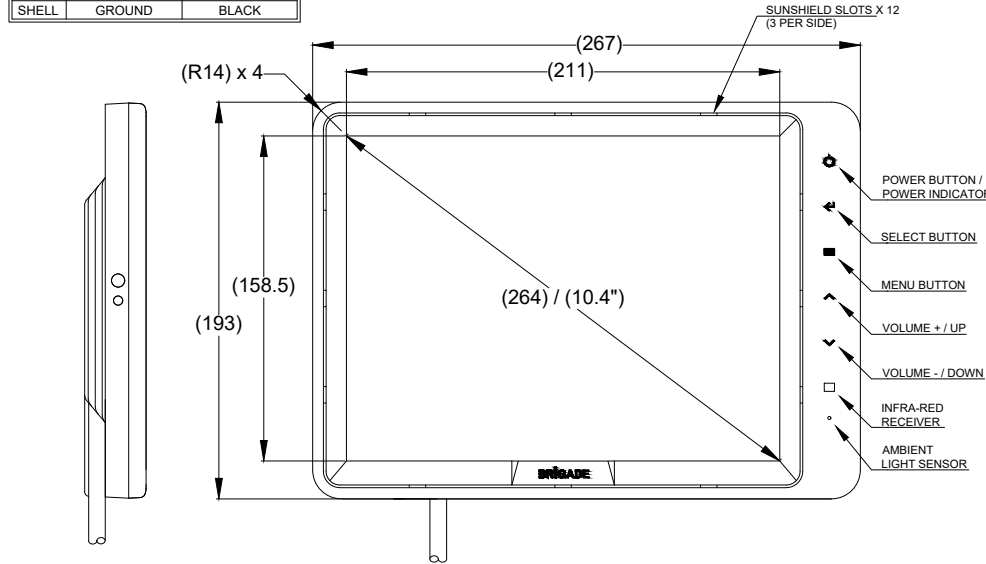
22 PIN FEMALE MATING FACE



Revision Notes.

R1 - FIRMWARE VERSION NO. UPDATED TO V1.1 TO SOLVE FLICKERING ISSUE (AS PER ECR-A782).

APA: w.wu (02/03/2021) | Drawn: J.STEWART | Checked: S.GOVENDER | Approved: S.LAVER | Date: 03/03/2021



- NOTES:**
- FOR PRODUCT LABEL AND PACKAGING DETAIL REFER TO MASTER BOM.
 - ANY CUSTOMER MODIFICATION TO THIS PRODUCT CAUSING SUBSEQUENT FAILURE IS NOT A LIABILITY OF BRIGADE ELECTRONICS PLC.
 - FIRMWARE VERSION BE-VBV-7104HFM-V1.1-00 TO BE PRELOADED TO THE MONITOR MAIN BOARD DURING MANUFACTURE.
 - FIRMWARE VERSION ATINY1616-HD149-V10 TO BE PRELOADED TO THE KEYPAD BOARD DURING MANUFACTURE.
 - FERRITE SPECIFICATION: 100Ω/25MHz, 200Ω/100MHz.
 - MATERIAL: ABS PLASTIC (FRONT HOUSING) AND ALUMINIUM ALLOY (REAR HOUSING AND BLANKING PLATE).
 - FINISH: BLACK SOFT TOUCH PAINT (FRONT HOUSING) AND MATTE BLACK PAINT (REAR HOUSING AND BLANKING PLATE).
 - KEYPAD BUTTONS / SYMBOLS & EMBOSSED LOGO TO BE WHITE, INFRA-RED RECEIVER WINDOW TO BE TRANSLUCENT.

PROPRIETARY NOTICE
THIS DESIGN AND TECHNICAL INFORMATION APPEARING ON THIS DRAWING IS THE PROPERTY OF BRIGADE ELECTRONICS, AND IS DISCLOSED IN CONFIDENCE. IT IS NOT TO BE COPIED, REPRODUCED, REVEALED TO OR EXPROPRIATED BY OTHERS, EITHER IN WHOLE OR IN PART WITHOUT THE EXPRESS WRITTEN CONSENT OF BRIGADE ELECTRONICS.



Assembly Pl Approval w.wu (13/11/2020)	Approved by S.LAVER	Checked by S.GOVENDER	Drawn by J.STEWART
Angle of Projection 	Units mm	Scale N/A	Released 16/11/20
Status APPROVED	Assembly Ref VBV-7104HFM-M		
Part No 6058	BE-004468-01-20		